




Developed by the West Bloomfield Township Public Library

December 2019 Early Elementary Literacy

Help your child develop literacy skills and Grow Up Reading™. Enjoy a fun family activity each day that helps teach important skills for reading success.



SUNDAY	MONDAY	TUESDAY	WEDNESDAY	THURSDAY	FRIDAY	SATURDAY	
<p>1 Vocabulary</p> <p>Take a walk through your neighborhood. How many things can you name that start with the letter "s"?</p>	<p>2 Comprehension</p> <p>Check out an information book. What would you like to learn about that topic?</p>	<p>3 Fluency</p> <p>Play Sight Word Bean Bag Toss. (See the back for details.)</p>	<p>4 Phonemic Awareness</p> <p>Hold a piece of Silly Putty with both hands and stretch it one time for each sound in a word. (Example: sled=sl..e..d)</p>	<p>5 Phonics</p> <p>Have a Consonant Blend Scavenger Hunt. (See the back for details.)</p>	<p>6 Vocabulary</p> <p>Visit a special place and talk about everything that you see. Continue to use any new words that you learned.</p>	<p>7 Vocabulary</p> <p>Have a family game night featuring vocabulary-themed games, such as Scrabble Jr. or In a Pickle.</p>	
<p>8 Phonemic Awareness</p> <p>Take turns identifying the beginning, middle, and ending sounds in a word.</p>	<p>9 Fluency</p> <p>Play a game of Sight Word Bowling. (See the back for details.)</p>	<p>10 Vocabulary</p> <p>Play Vocabulary Memory. (See the back for details.)</p>	<p>11 Fluency</p> <p>Check out a craft book. Take turns reading the instructions while making a special project.</p>	<p>12 Vocabulary</p> <p>Draw pictures of the items from the vocabulary list and have your family guess what they are. (See the back for a list of words.)</p>	<p>13 Comprehension</p> <p>Before reading a book, look at the pictures. Make predictions about the story.</p>	<p>14 Phonics</p> <p>Play Vowel Tic Tac Toe. (See the back for details.)</p>	
<p>15 Comprehension</p> <p>Read a page from an information book. Discuss the main idea.</p>	<p>16 Fluency</p> <p>Tape the sight words to a wall. Turn off the light and take turns reading them with a flashlight.</p>	<p>17 Phonemic Awareness</p> <p>Take turns with one person saying a word and the other hopping once for each sound. (Example: snow=sn..ow)</p>	<p>18 Fluency</p> <p>Check out a joke book. Take turns reading jokes aloud.</p>	<p>19 Phonemic Awareness</p> <p>Take turns naming words that rhyme.</p>	<p>20 Comprehension</p> <p>Read a book together. Who were your favorite and least favorite characters?</p>	<p>21 Comprehension</p> <p>Read a story together and act out a scene from it.</p>	
<p>22 Fluency</p> <p>Visit the Library and check out a Star Read-Along.</p>	<p>23 Comprehension</p> <p>Play a game of Story Ball. (See the back for details.)</p>	<p>24 Fluency</p> <p>Use alphabet magnets to form the sight words.</p>	<p>25 Fluency</p> <p>Practice reading a passage with different emotions. (Examples include happy, sad, angry etc.)</p>	<p>26 Phonemic Awareness</p> <p>Play a game of I Spy with sounds. (Example: "I spy something that starts with /m/.")</p>	<p>27 Vocabulary</p> <p>Play the Synonyms Game. One person says a word and the other says a word with a similar meaning.</p>	<p>28 Phonics</p> <p>Visit the Library and check out some Bob Books.</p>	
<p>29 Phonics</p> <p>Make up silly sentences using words that begin with the same sound. (Example: The tall tree tiptoed on Tuesday.)</p>	<p>30 Fluency</p> <p>Try some "echo reading", where one person reads a line and then the other person repeats the same line.</p>	<p>31 Comprehension</p> <p>Talk about your favorite books from this year.</p>	<div style="display: flex; justify-content: space-around; align-items: center;">   </div> <p>@ the West Bloomfield Township Public Library www.growupreading.org</p>				<p>Enjoy a family activity every day while helping your child build important literacy skills incorporating the five elements of reading: phonics, phonemic awareness, fluency, vocabulary and comprehension.</p>

Books to read this month:

Teamwork Trouble by Dan Gutman (fiction)

Laugh Out Loud Road Trip Jokes for Kids by Rob Elliott (jokes)

Pete the Cat and the Lost Tooth by James Dean (fiction)

Oh, The Things You Can Think! by Dr. Seuss (rhyming)

Rabbits by Julie Murray (non-fiction)



Elements of Reading:

Phonics – The relationship between letters and the individual sounds in spoken language.

Phonemic Awareness – Phonemes are the smallest units which make up spoken language. Phonemic awareness refers to a person's ability to manipulate phonemes in syllables and words.

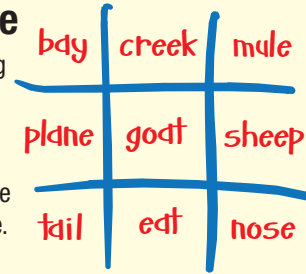
Fluency – The ability to read with appropriate speed, accuracy, and proper expression.

Vocabulary – Students with a strong vocabulary have an easier time understanding what they are reading.

Comprehension – The ability of a person to understand what s/he is reading.

Long Vowel Tic Tac Toe

Create a Tic Tac Toe board using a long vowel team word in each square. (Examples: plane, bay, goat, sheep, creek, nose, mule, tail, eat) Players take turns reading the word in a square before placing an X or O in that square. The first person to make a line wins.



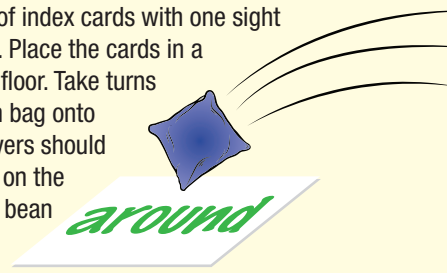
Sight Words for December:

know, once, open, again, from, around, call, cold, write, wash

For additional sight words, contact your child's teacher or visit this website: www.sightwords.com/sight-words/dolch

Sight Word Bean Bag Toss

Prepare a set of index cards with one sight word per card. Place the cards in a square on the floor. Take turns tossing a bean bag onto the cards. Players should read the word on the card that their bean bag lands on.



Vocabulary Words for December:

claw, butter, elbow, mane, mouse, ring, soap, sandbox

For additional vocabulary words, contact your child's teacher or visit this website: www.vocabulary.com/lists/1599950

Story Ball

After reading a book together, use a permanent marker to write the following question words on a beach ball or balloon: Who? Where? Beginning? Middle? End? Favorite Part? Toss the ball back and forth. The person who catches it should answer the question that appears on top. The game continues until all of the questions have been answered.

Sight Word Bowling

Prepare a set of index cards with one word per card. Tape each card to an empty 2 liter bottle. Stand up the bottles with three in the back row, two in the middle, and one in front. Take turns rolling a lightweight ball toward the bottles. Read the words on the bottles that are knocked over. After completing one round of the game, continue with additional sight words.

Consonant blend Scavenger Hunt

Prepare a set of index cards with letter blends, one blend per card: tr, sw, st, sp, sn, sm, sl, pl, gr, fl, dr, cr, cl, br, and bl. Have your child pick a card. Sound out the blend together. Ask your child to find an item in your house that begins with that sound. Continue the game by choosing additional blends.



Early Elementary Literacy Calendar developed by the West Bloomfield Township Public Library



MAIN LIBRARY
4600 Walnut Lake Road
(248) 232-2250
Fax: (248) 232-2251
TTD (248) 232-2292

Email: wbyouth@wblib.org
Text: (248) 648-3368

WESTACRES BRANCH
7321 Commerce Road
(248) 363-4022
Fax: (248) 363-7243

ONLINE LIBRARY
Open 24 hours every day
www.westbloomfieldlibrary.org

HOURS OF SERVICE:
Monday-Thursday 9 AM – 9 PM
Friday & Saturday 9 AM – 6 PM
Sunday (Main) (School year) Noon – 8 PM
(Summer) Noon – 5 PM
Sunday (Westacres) (Year round) Noon – 5 PM

